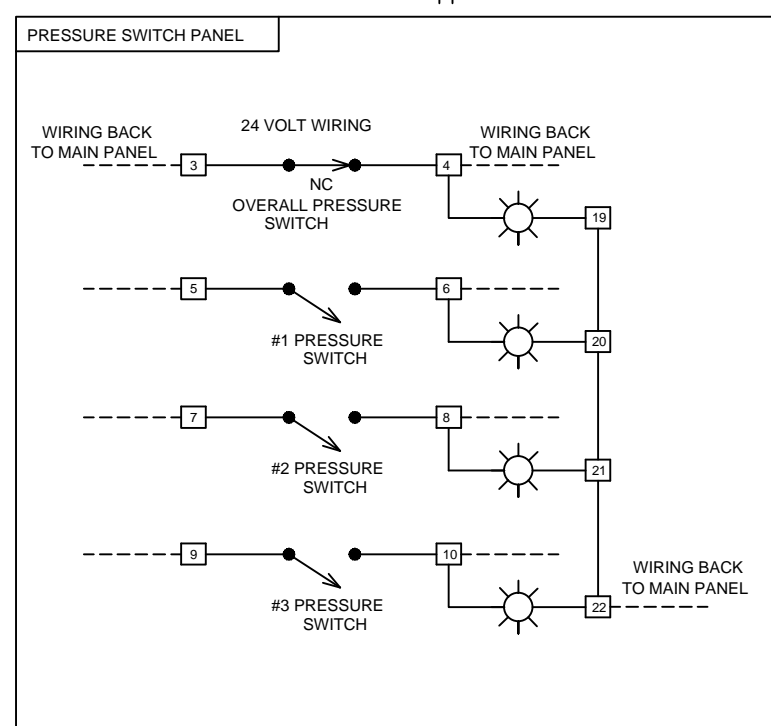
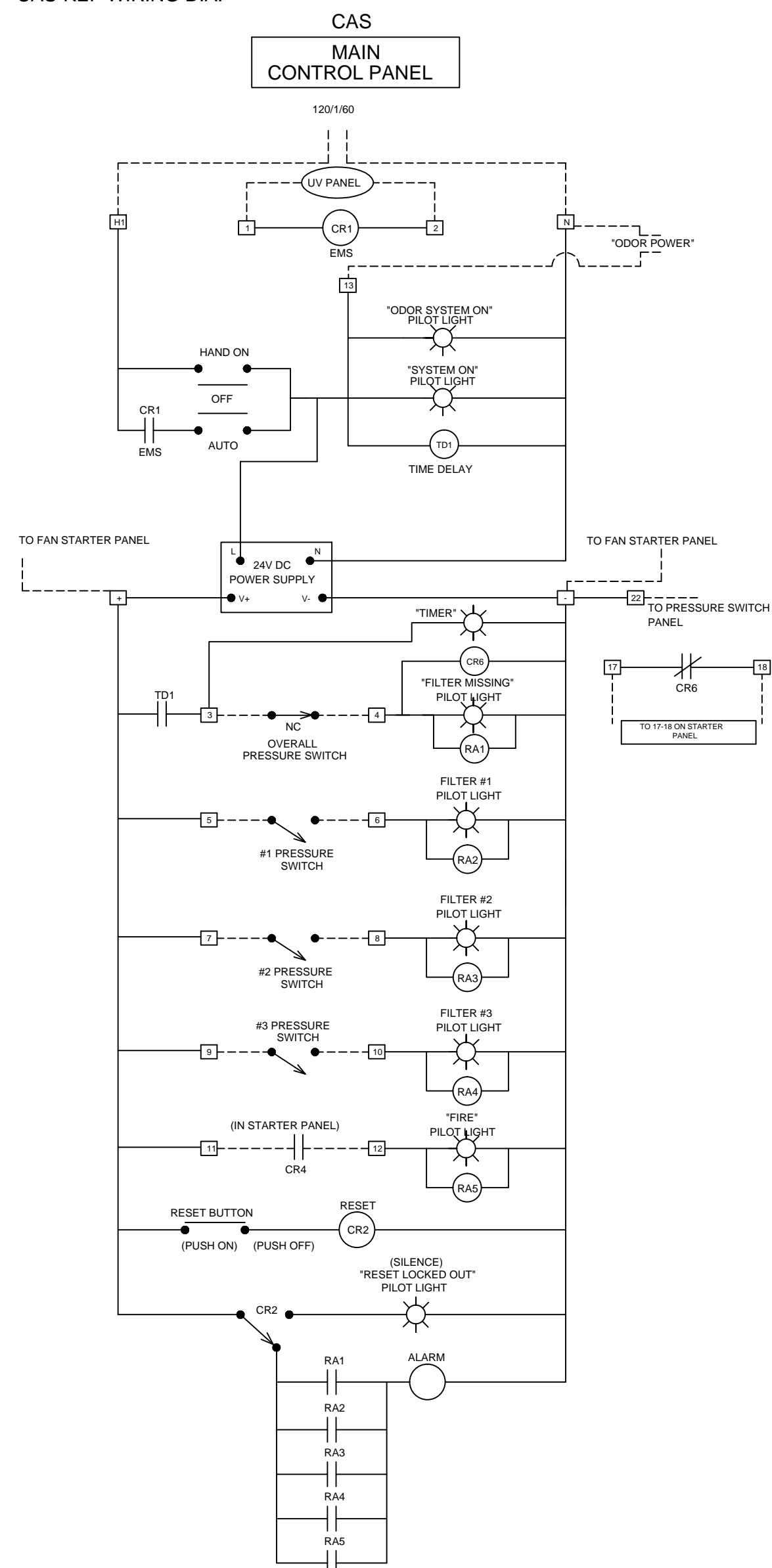
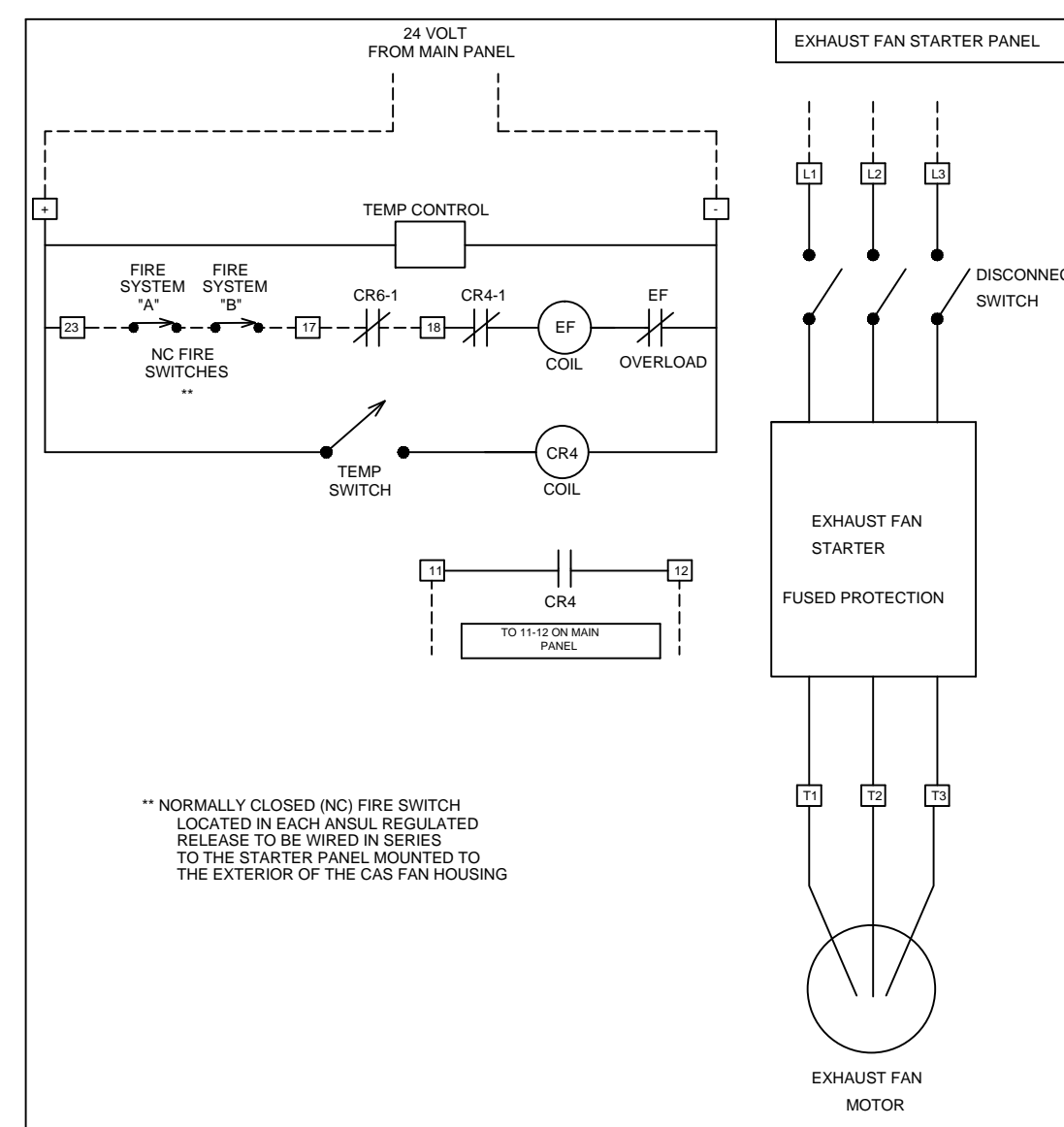


CAS-KEF WIRING DIA.



CADDY ROOFTOP POLLUTION CONTROL UNIT FIELD WIRING AND UVC PANEL INTERLOCK



\*\* NORMALLY CLOSED (NC) FIRE SWITCH LOCATED IN EACH ANGLE. REGULATED RELEASE TO BE WIRED IN SERIES TO THE STARTER PANEL MOUNTED TO THE EXTERIOR OF THE CAS FAN HOUSING

SEQUENCE OF OPERATIONS

- Main switch set to "Auto", "EMS" system will start system
- Main switch set to "Hand On" system will start
- Timer will override "Overall" Pressure switch until unit is up to speed
- If a filter is missing at start-up the unit will shut down and pilot light "Filter Missing" will energize
- If a filter becomes clogged and needs changing, the "Filter #" pilot light will be energized showing maintenance required
- If the temperature in the Exhaust fan housing goes above 350° the system will shut down "Excessive Heat in Unit" Pilot light will be energized
- All warning pilot lights (Red) are tied to an audible alarm. Alarm can be silenced by pushing "Silence Alarm" button. Pilot Light tied to alarm will stay lit till the warning/error has been fixed.
- Odor control is powered up at time of system activation.

GENERAL CONTRACT CONDITIONS

ELECTRICAL WORK DONE BY CADDY CORPORATION IS EXECUTED IN COMPLIANCE WITH STANDARDS PUBLISHED BY THE UNDERWRITER'S LABORATORIES, INC. INSOFAR AS APPLICABLE, AND THE LATEST EDITION OF THE NATIONAL ELECTRICAL CODE (NEC). CADDY CORPORATION DOES NOT ACCEPT ANY RESPONSIBILITY FOR THE REQUIREMENTS OF ANY REGIONAL AND/OR LOCAL CODES THAT ADD OR DEVIATED FROM THE ACCEPTED STANDARDS OF THE ABOVE AGENCIES. ANY FIELD WORK RELATING TO THE MODIFICATION OF ELECTRIC OR PLUMBING SYSTEMS, TO MEET REGIONAL OR LOCAL CODE REQUIREMENTS IS TO BE DONE BY OTHERS AND WITHOUT BACK CHARGES TO CADDY CORPORATION, UNLESS THESE CONDITIONS WERE PREVIOUSLY BROUGHT TO OUR ATTENTION AND ARE EXPRESSLY INCLUDED IN OUR WRITTEN QUOTATION. ALL WIRING AND PLUMBING AT THE JOB SITE IS THE RESPONSIBILITY OF OTHERS. EQUIPMENT WILL BE CONSTRUCTED IN ACCORDANCE WITH OUR DRAWING(S) WHICH MUST BE APPROVED PRIOR TO FABRICATION. ANY SUBSEQUENT CHANGES REQUIRED MUST BE SUBMITTED TO US IN WRITING AND ACKNOWLEDGED ON OUR STANDARD FORM.

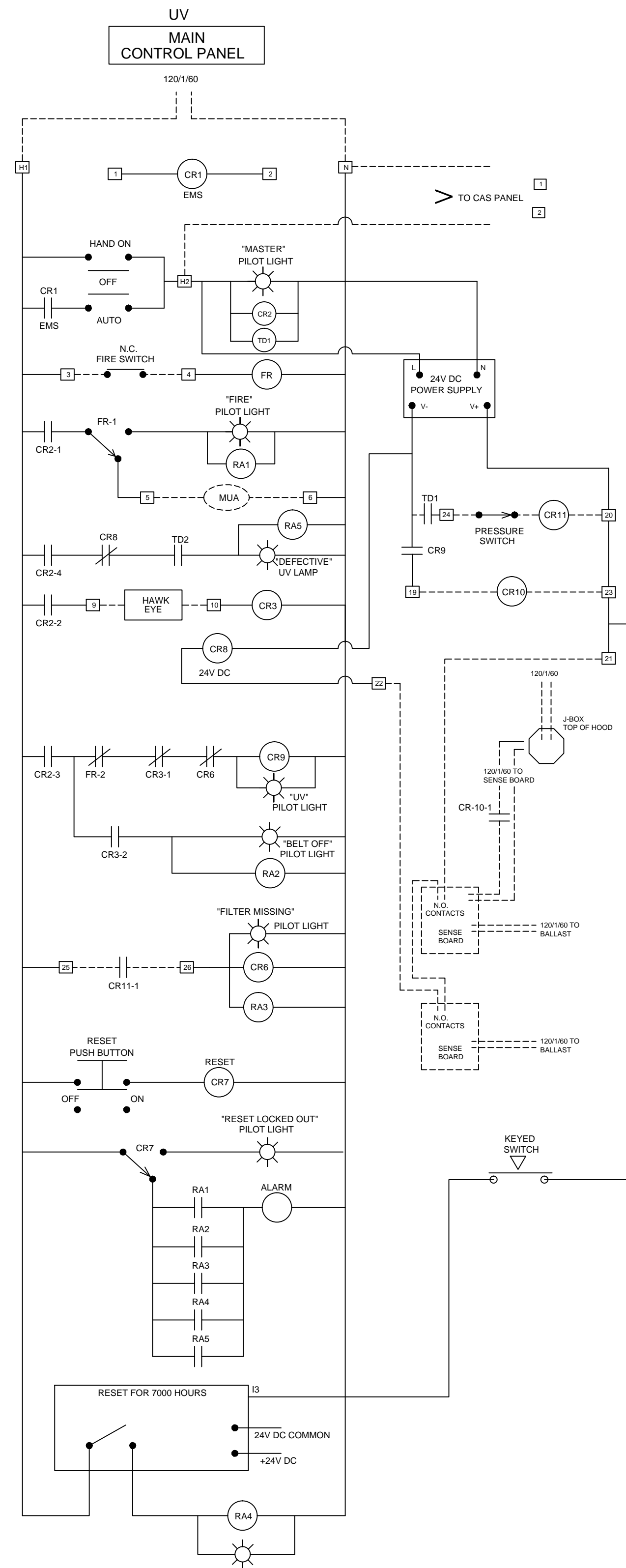
REVISIONS			
REV	DATE	BY	REMARKS

<p>509 SHARPTOWN ROAD P.O. BOX 345 BRIDGEPORT NJ 08014 Tel:(856) 467-4222 Fax:(856) 467-5511</p>	
EQUIPMENT SCHEDULE	
CAS-KEF-2000	
CADDY NO. 0808	ITEM NO.
JOB: MUNUARI PRODUCE	
LOC:	
CUST:	
CUST#:	

DATE	03/26/04	SCALE	AS NOTED	DWG# D-2-0808	SHT 1 OF 2
DR BY	DRA	APPT BY			

UV CONTROL PANEL WIRING

(1) HOOD, (2) CASSETTES



CADDY UVC HOOD FIELD WIRING AND INTERLOCK WIRING TO ROOFTOP CAS UNIT

SEQUENCE OF OPERATIONS

- Main switch set to "Auto", "EMS" system will start system
  - Main switch set to "Hand On" system will start
  - In case of fire, Supply air, Capture-Jet air, and UV bulb power will be shut off Alarm will sound
  - If the belt on the Exhaust fan starts slipping, remote mounted "Hawkeye" will sound alarm, pilot light will energize and "UV" bulb power will be shut off.
  - If a filter is missing, alarm will sound, pilot light will energize and "UV" bulb power will be shut off.
  - If "Sense" board in ballast box senses faulty light bulb, alarm will sound and pilot light will energize
  - If timer reaches 7000 hours, alarm will sound and pilot light will energize.
- \* All alarm signals will be able to be shut off by use of push button switch  
Pilot Lights stay energized until the pushbutton is pushed again

GENERAL CONTRACT CONDITIONS

ELECTRICAL WORK DONE BY CADDY CORPORATION IS EXECUTED IN COMPLIANCE WITH STANDARDS PUBLISHED BY THE UNDERWRITER'S LABORATORIES, INC. INSOFAR AS APPLICABLE, AND THE LATEST EDITION OF THE NATIONAL ELECTRICAL CODE (NEC). CADDY CORPORATION DOES NOT ACCEPT ANY RESPONSIBILITY FOR THE REQUIREMENTS OF ANY REGIONAL AND/OR LOCAL CODES THAT ADD OR DEVIATED FROM THE ACCEPTED STANDARDS OF THE ABOVE AGENCIES. ANY FIELD WORK RELATING TO THE MODIFICATION OF ELECTRIC OR PLUMBING SYSTEMS, TO MEET REGIONAL OR LOCAL CODE REQUIREMENTS IS TO BE DONE BY OTHERS AND WITHOUT BACK CHARGES TO CADDY CORPORATION, UNLESS THESE CONDITIONS WERE PREVIOUSLY BROUGHT TO OUR ATTENTION AND ARE EXPRESSLY INCLUDED IN OUR WRITTEN QUOTATION. ALL WIRING AND PLUMBING AT THE JOB SITE IS THE RESPONSIBILITY OF OTHERS. EQUIPMENT WILL BE CONSTRUCTED IN ACCORDANCE WITH OUR DRAWING(S) WHICH MUST BE APPROVED PRIOR TO FABRICATION. ANY SUBSEQUENT CHANGES REQUIRED MUST BE SUBMITTED TO US IN WRITING AND ACKNOWLEDGED ON OUR STANDARD FORM.

REVISIONS			
REV	DATE	BY	REMARKS

<p>509 SHARPTOWN ROAD P.O. BOX 345 BRIDGEPORT NJ 08014 Tel:(856) 467-4222 Fax:(856) 467-5511</p>	
EQUIPMENT SCHEDULE	
SH-BCU-48	
CPE-U	
CADDY NO. 0808	ITEM NO.
JOB: MUNUARI PRODUCE	
LOC:	
CUST#:	
CUST#:	

DATE	03/26/04	SCALE	AS NOTED	DWG# D-2-0808	SHT 2 OF 2
DR BY	DRA	APP'D BY			